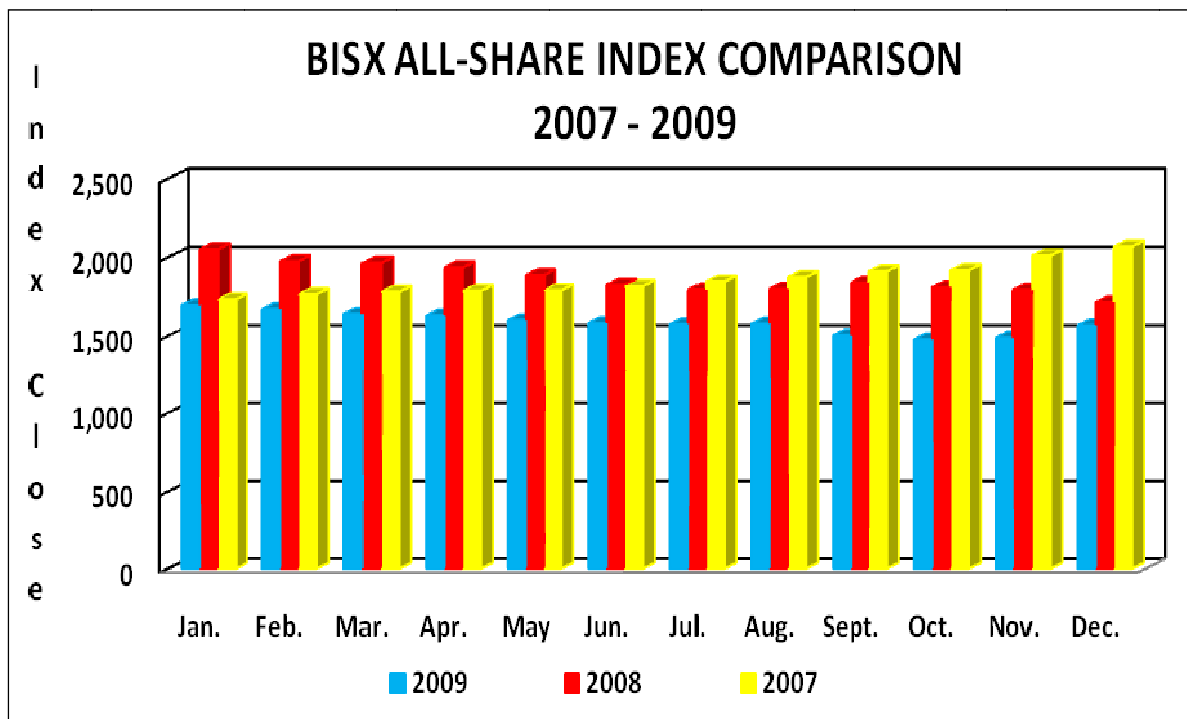


BISX PRESS RELEASE

FOR IMMEDIATE PUBLICATION

BISX YEAR END STATISTICAL REPORT FOR 2009



BISX is pleased to announce its annual and quarterly BISX All Share Index and trading statistics for the period ending December 31, 2009 with comparison to 2008.

BISX ALL SHARE INDEX

For the year ending December 31, 2009, the BISX All Share Index closed at 1565.38, which represented a year to date decrease of 146.98 points or 8.58%, for the comparable period of 2008, the BISX All Share Index closed at 1712.36, which represented a year to date decrease of 354.39 points or 17.15%. The BISX All Share Index is a market capitalization weighted index comprised of all primary market listings excluding debt securities. As at December 31, 2009 the market was comprised of 24 primary market listings with a market capitalization of \$3.02 billion. By comparison as at December 31, 2008 the market was comprised of 24 primary market listings with a market capitalization of \$3.30 billion. The current primary market securities



Bahamas International Securities Exchange
 50 Exchange Place, Bay Street
 P. O. Box EE-15672, Nassau, Bahamas

Telephone: (242) 323-2330 **Facsimile:** (242) 323-2320
Email: info@bisxbahamas.com **Website:** www.bisxbahamas.com

traded over BISX include 19 common share listings, 1 preference share listing and 4 tranches of debt.

For the quarter, October 1, 2009 to December 31, 2009, the BISX All Share Index increased 63.17 points or 4.24%, by comparison for the period October 1, 2008 to December 31, 2008 the BISX All Share Index decreased 124.25 points or 6.76%.

COMPARISON OF BISX ALL SHARE INDEX TO INTERNATIONAL INDICES

Over the 12 month period January to December 2009, the BISX All Share Index was out performed by many of the other international Indices as indicated by the chart below:

Closing Date	MSCI Emerging Market Index	S&P 500 Index	FTSE 100 Index	BISX All Share Index
December 31, 2008	567.04	903.25	4434.20	1712.36
December 31, 2009	989.47	1115.10	5412.90	1565.38
Percentage Change (+/-)	74.50%	23.45%	22.07%	-8.58%

TRADING VOLUMES AND VALUES

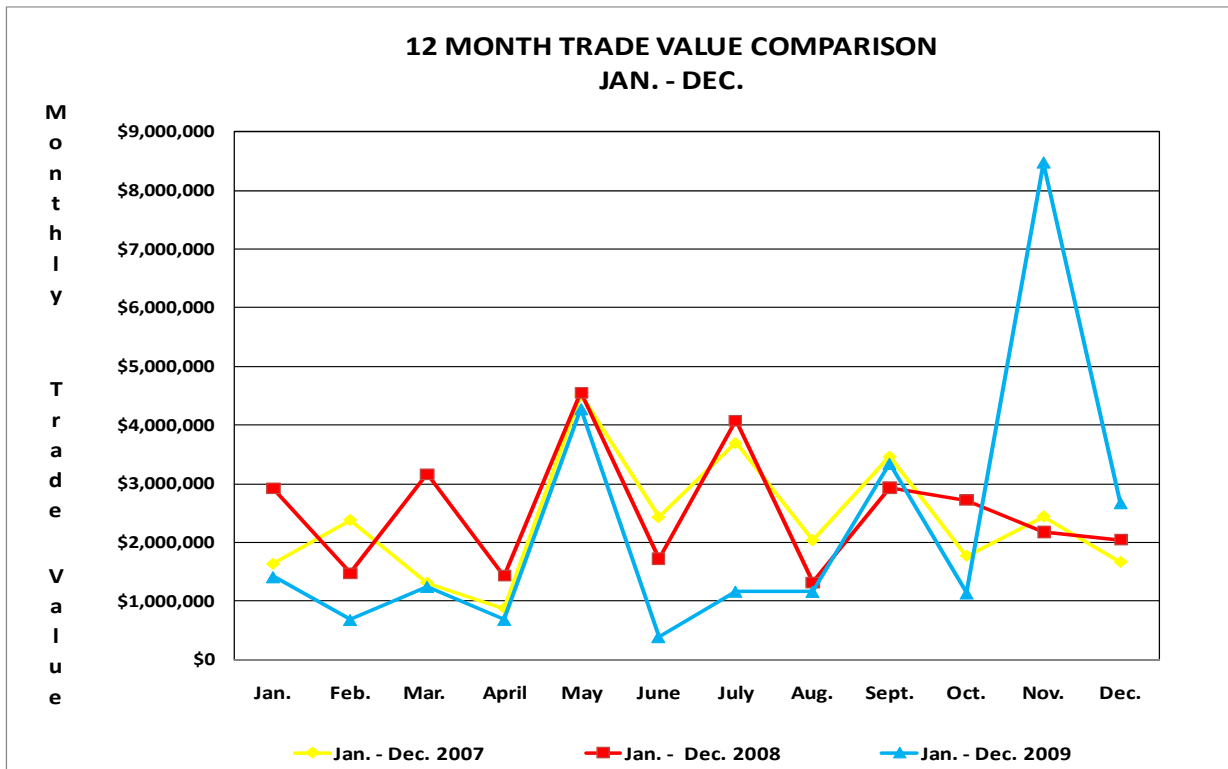
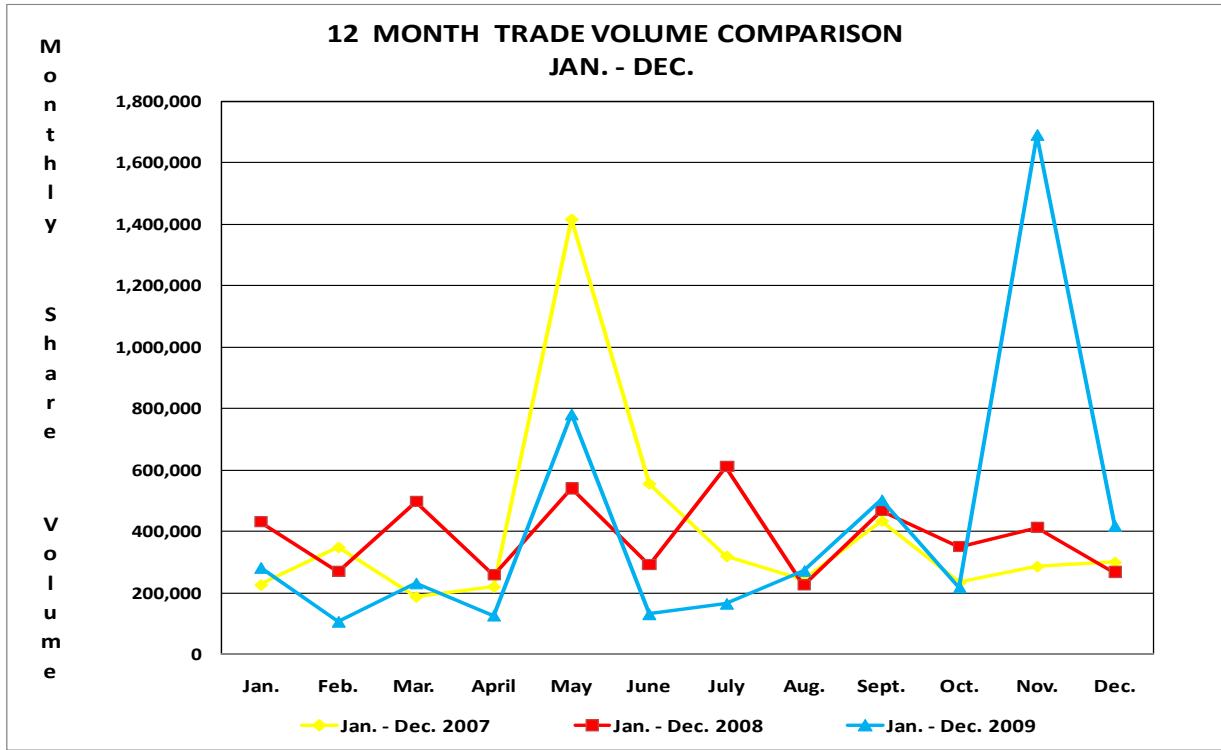
Trading volume for the year 2009 was 4,917,460 shares for a value of **\$26,694,452.89**. This compares to trading volume for the year 2008 which was 9,623,219 shares for a value of \$71,553,233.87. The trading volume for 2008 includes a 5 million share trade for a value of \$41,000,000 which was carried out in September 2008 for ICD Utilities Limited (ICD). Removing this large transaction from the full year statistics results for 2008, results in a trade volume of 4,623,219 shares and a trade value of \$31,553,233.87 for the year 2008.



Bahamas International Securities Exchange

Bahamas International Securities Exchange
 50 Exchange Place, Bay Street
 P. O. Box EE-15672, Nassau, Bahamas

Telephone: (242) 323-2330 Facsimile: (242) 323-2320
 Email: info@bisxbahamas.com Website: www.bisxbahamas.com





Bahamas International Securities Exchange
 50 Exchange Place, Bay Street
 P. O. Box EE-15672, Nassau, Bahamas

Telephone: (242) 323-2330 **Facsimile:** (242) 323-2320
Email: info@bisxbahamas.com **Website:** www.bisxbahamas.com

For the quarter, October 1, 2009 to December 31, 2009, 2,324,495 shares traded for a value of \$12,291,932.15. During the comparable period of 2008, 1,031,058 shares traded for a value of \$6,948,437.50. The average quarterly volume during the 6 year period October - December 2004 – 2009 was 1,549,397.17 shares for a trade value of **\$8,750,577.80**.

SHARE VOLUME AND VALUE LEADERS

The top five share trade volume leaders on BISX for the twelve month period ending December 31, 2009 with their contribution to total volume displayed in brackets were:

SYMBOL	VOLUME	% of VOLUME
CBL	1,133,543	(23.1%)
FCL	638,104	(13.0%)
AML	637,279	(13.0%)
FCLB	343,668	(7.0%)
CIB	336,472	(6.8%)

The top five share trade value leaders for the twelve month period ending December 31, 2009 with their contribution to total value displayed in brackets were:

SYMBOL	VALUE	% of VALUE
CBL	\$6,758,687.80	(25.3%)
CIB	\$3,400,731.62	(12.7%)
FCL	\$2,994,119.74	(11.2%)
CAB	\$2,619,525.59	(9.8%)
FIN	\$1,953,053.51	(7.3%)

For Additional Information Contact:

Holland Grant
 BISX Listing Manager
 Tel: 242-323-2330
 Fax: 242-323-2320
 Email: info@bisxbahamas.com